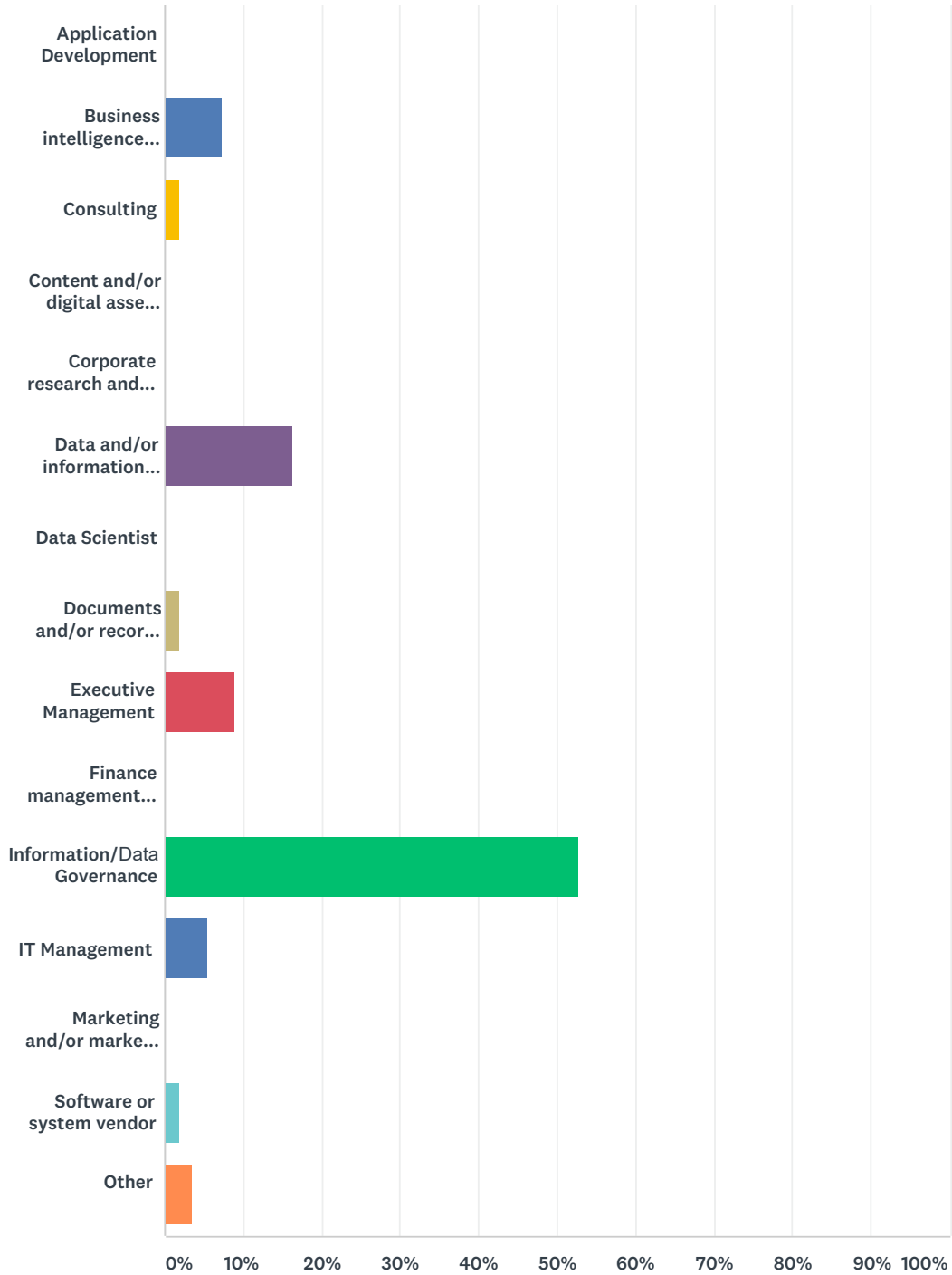


State of Data Governance Survey - August 2017

Q1 What is your role?

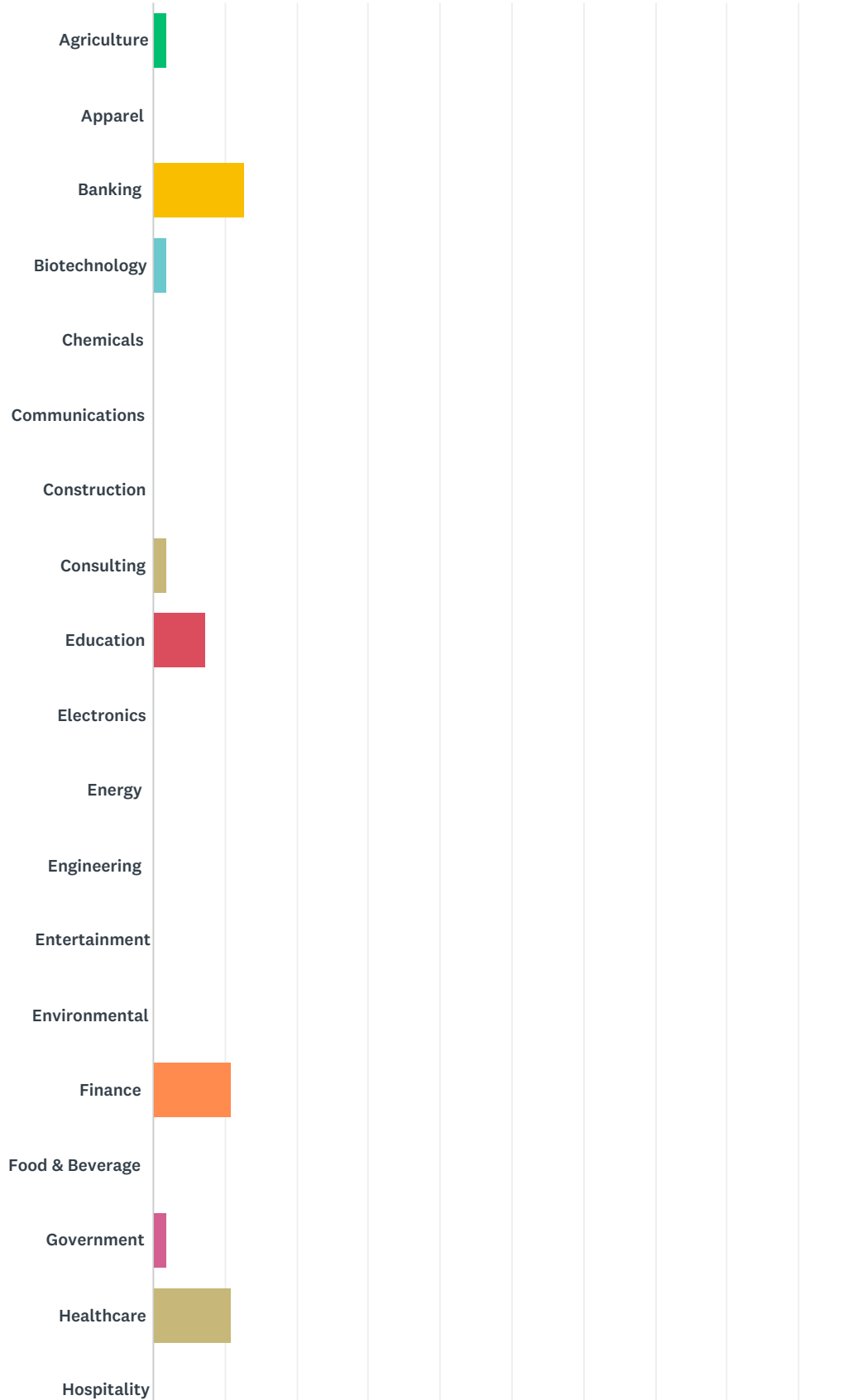


ANSWER CHOICES	RESPONSES
Application Development	0.00%
Business intelligence and/or analytics	7.27%
Consulting	1.82%

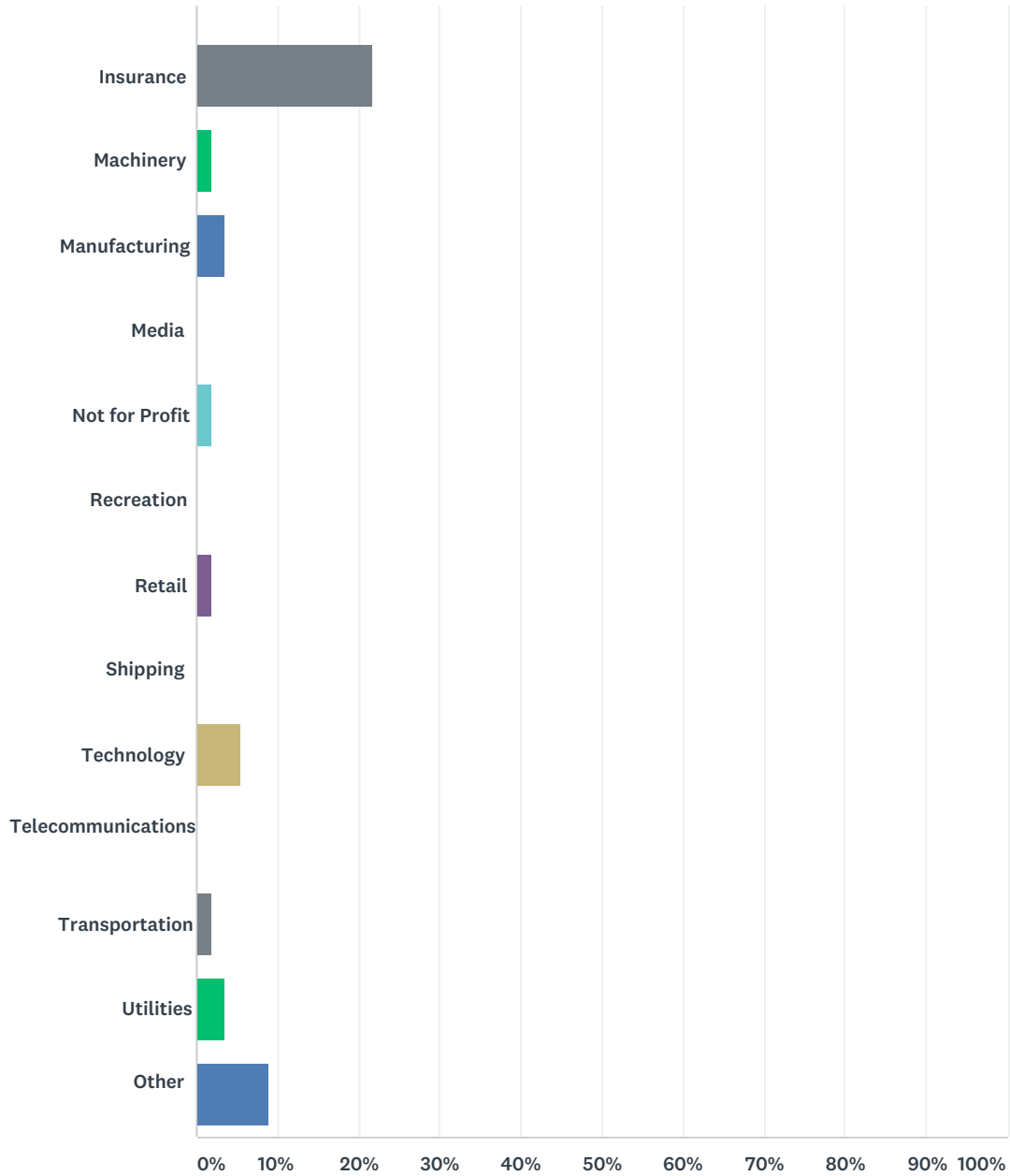
FSFP State of Data Governance Survey

Content and/or digital asset management	0.00%
Corporate research and/or library	0.00%
Data and/or information architecture	16.36%
Data Scientist	0.00%
Documents and/or records management	1.82%
Executive Management	9.09%
Finance management and/or reporting	0.00%
Information/Data Governance	52.73%
IT Management	5.45%
Marketing and/or market research	0.00%
Software or system vendor	1.82%
Other	3.64%
TOTAL	

Q2 What is your company's industry?



FSFP State of Data Governance Survey



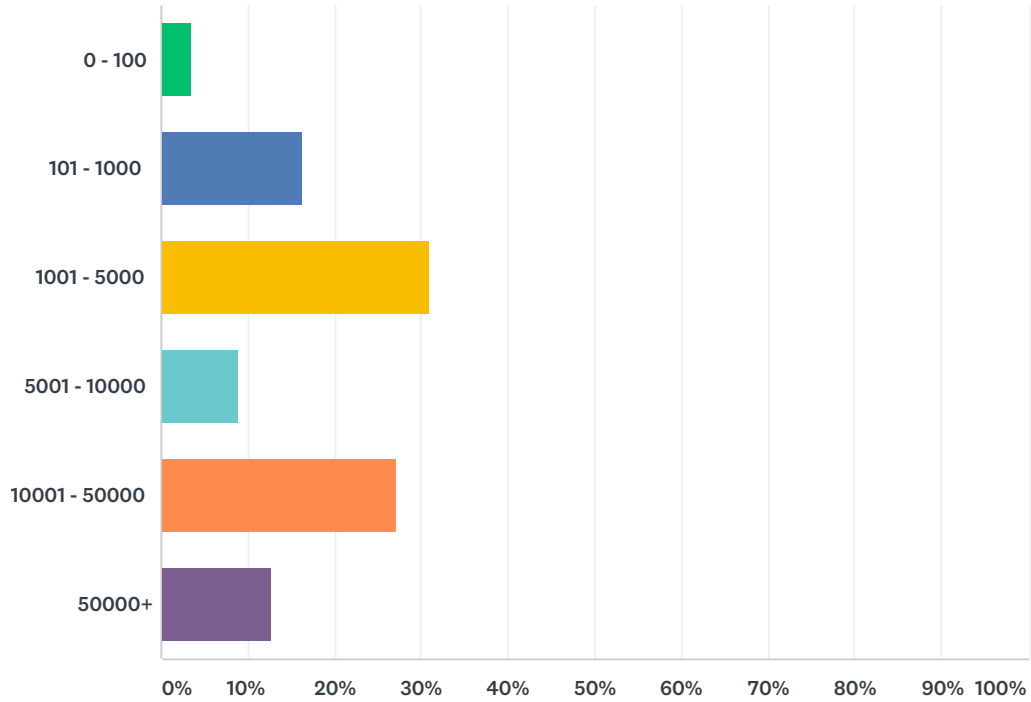
ANSWER CHOICES	RESPONSES
Agriculture	1.82%
Apparel	0.00%
Banking	12.73%
Biotechnology	1.82%
Chemicals	0.00%
Communications	0.00%
Construction	0.00%
Consulting	1.82%
Education	7.27%

FSFP State of Data Governance Survey

Electronics	0.00%
Energy	0.00%
Engineering	0.00%
Entertainment	0.00%
Environmental	0.00%
Finance	10.91%
Food & Beverage	0.00%
Government	1.82%
Healthcare	10.91%
Hospitality	0.00%
Insurance	21.82%
Machinery	1.82%
Manufacturing	3.64%
Media	0.00%
Not for Profit	1.82%
Recreation	0.00%
Retail	1.82%
Shipping	0.00%
Technology	5.45%
Telecommunications	0.00%
Transportation	1.82%
Utilities	3.64%
Other	9.09%
TOTAL	

FSFP State of Data Governance Survey

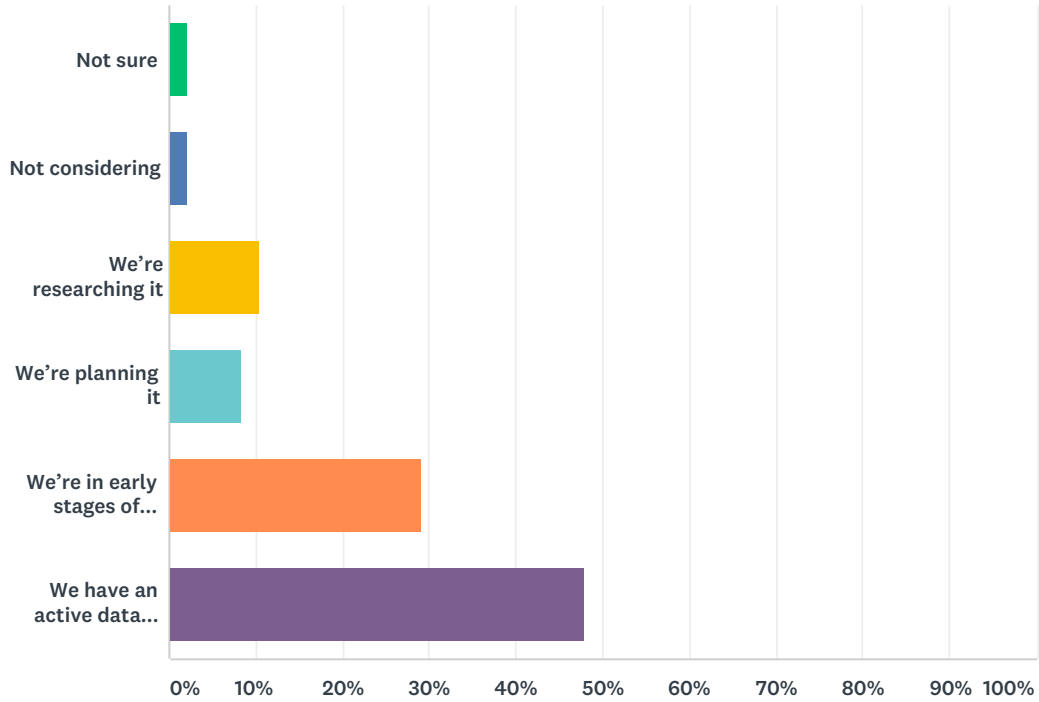
Q3 How many employees are in your company?



ANSWER CHOICES	RESPONSES
0 - 100	3.64%
101 - 1000	16.36%
1001 - 5000	30.91%
5001 - 10000	9.09%
10001 - 50000	27.27%
50000+	12.73%
TOTAL	

FSFP State of Data Governance Survey

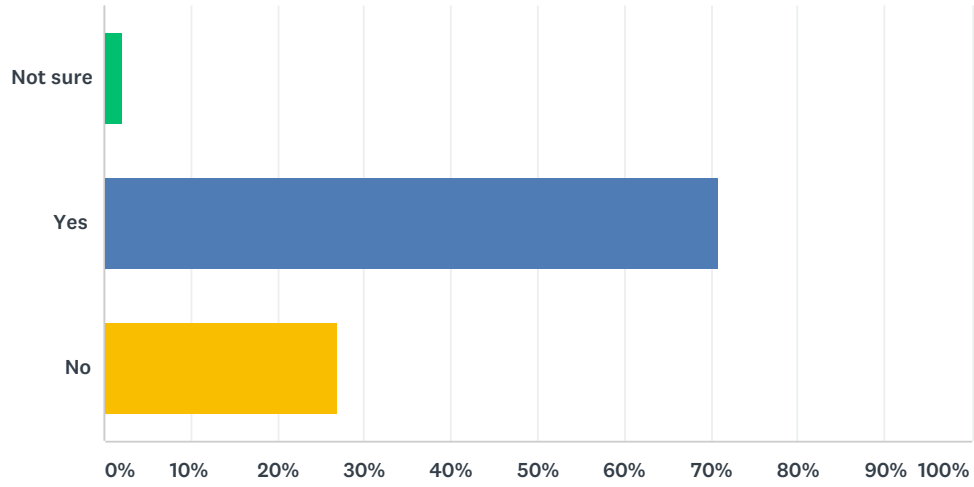
Q4 What is the status of data governance in your organization?



ANSWER CHOICES	RESPONSES
Not sure	2.08%
Not considering	2.08%
We're researching it	10.42%
We're planning it	8.33%
We're in early stages of rollout	29.17%
We have an active data governance program in place	47.92%
TOTAL	

FSFP State of Data Governance Survey

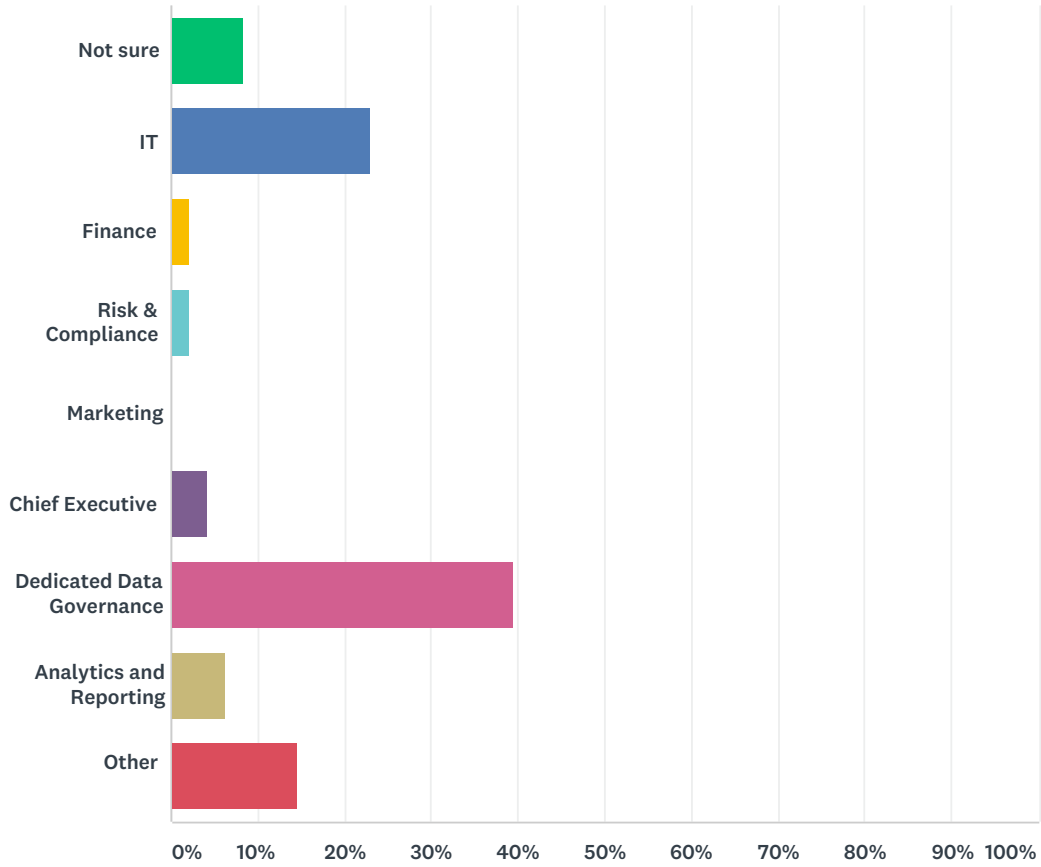
Q5 Is there a dedicated data governance function in your organization?



ANSWER CHOICES	RESPONSES
Not sure	2.08%
Yes	70.83%
No	27.08%
TOTAL	

FSFP State of Data Governance Survey

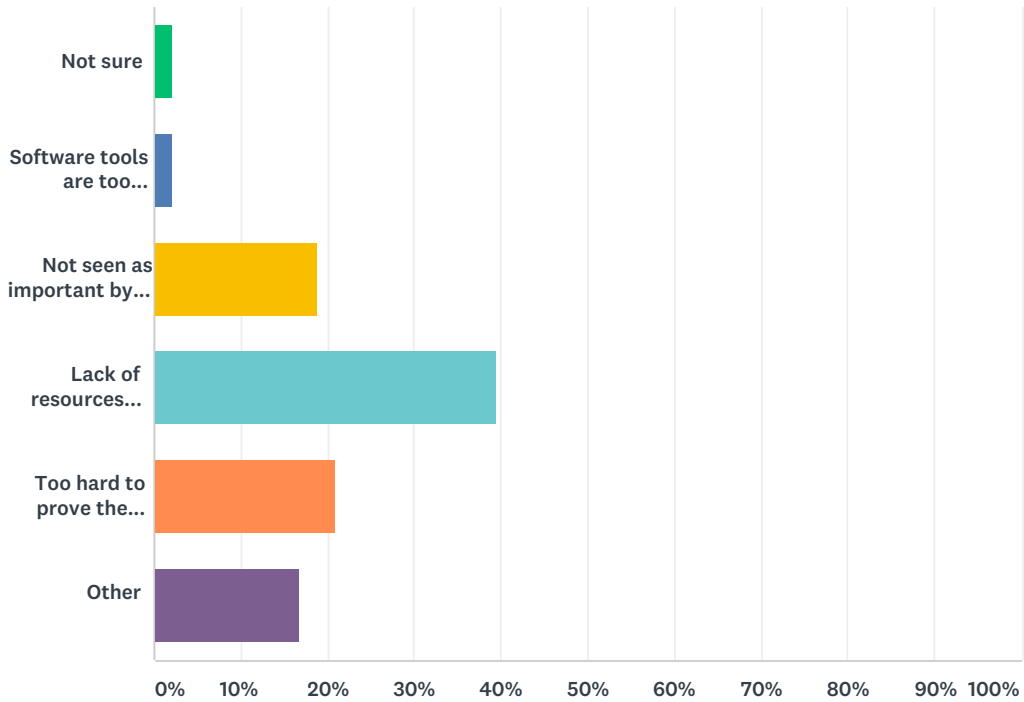
Q6 Who is responsible for driving data governance in your organization?



ANSWER CHOICES	RESPONSES
Not sure	8.33%
IT	22.92%
Finance	2.08%
Risk & Compliance	2.08%
Marketing	0.00%
Chief Executive	4.17%
Dedicated Data Governance	39.58%
Analytics and Reporting	6.25%
Other	14.58%
TOTAL	

FSFP State of Data Governance Survey

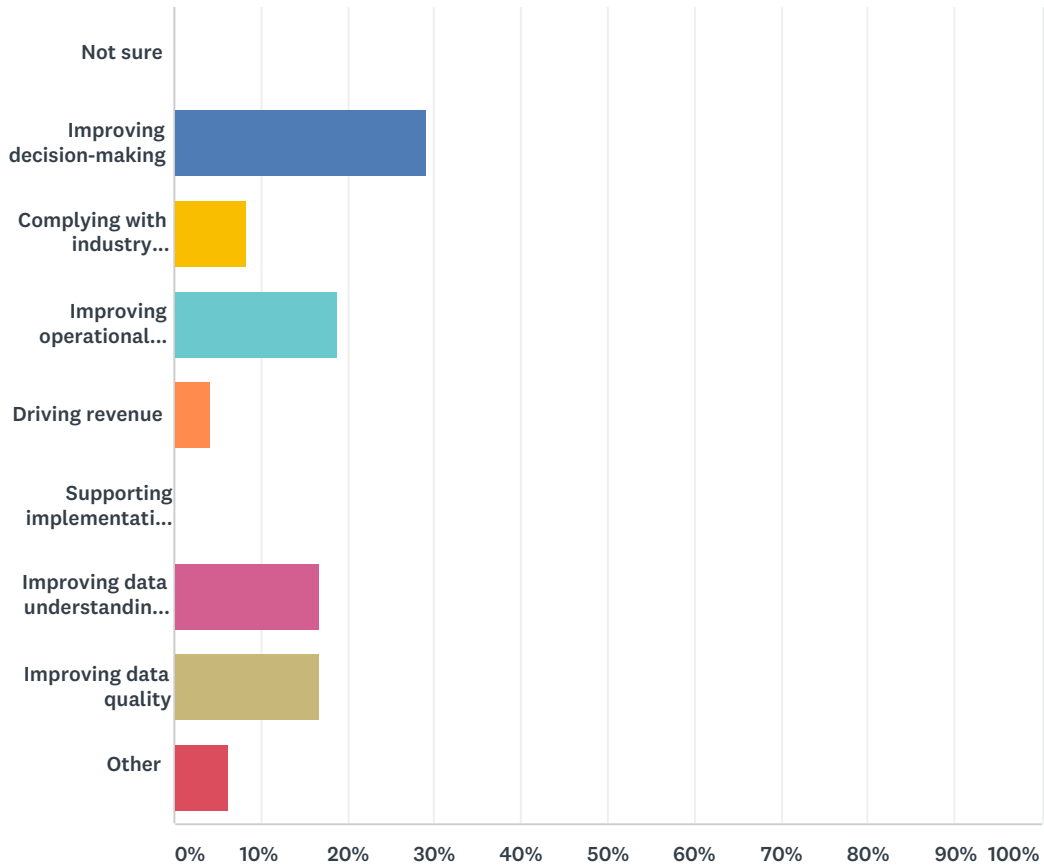
Q7 What do you believe is the biggest obstacle to establishing a formal data governance strategy?



ANSWER CHOICES	RESPONSES
Not sure	2.08%
Software tools are too expensive	2.08%
Not seen as important by senior management	18.75%
Lack of resources (staff, IT, etc.)	39.58%
Too hard to prove the business case	20.83%
Other	16.67%
TOTAL	

FSFP State of Data Governance Survey

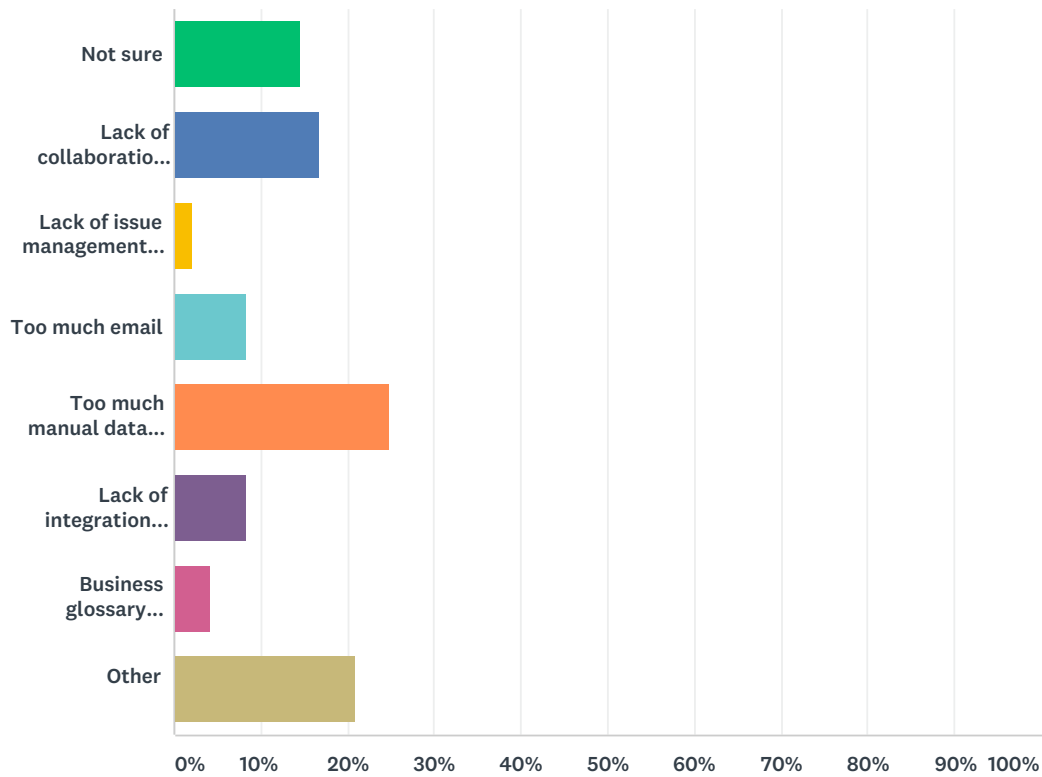
Q8 What do you believe to be the most important benefit of data governance?



ANSWER CHOICES	RESPONSES
Not sure	0.00%
Improving decision-making	29.17%
Complying with industry regulations	8.33%
Improving operational efficiency	18.75%
Driving revenue	4.17%
Supporting implementation of a big data or analytics project	0.00%
Improving data understanding and lineage	16.67%
Improving data quality	16.67%
Other	6.25%
TOTAL	

FSFP State of Data Governance Survey

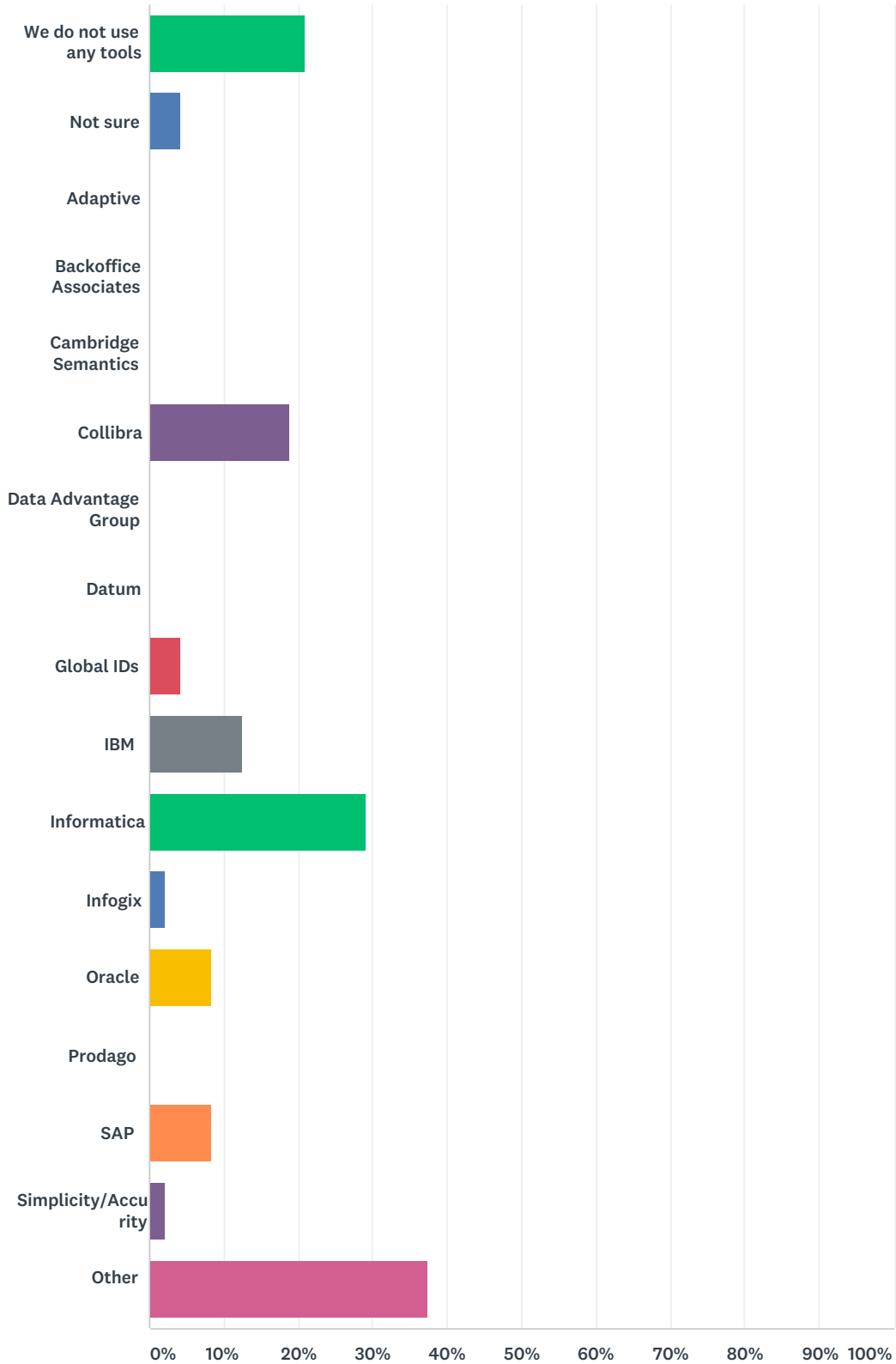
Q9 What do you see as the biggest areas of waste or lost productivity with data governance in your organization?



ANSWER CHOICES	RESPONSES
Not sure	14.58%
Lack of collaboration tools	16.67%
Lack of issue management tools	2.08%
Too much email	8.33%
Too much manual data entry	25.00%
Lack of integration tools	8.33%
Business glossary reviews are time-consuming	4.17%
Other	20.83%
TOTAL	

FSFP State of Data Governance Survey

Q10 What vendor software tools do you use today for data governance?



ANSWER CHOICES

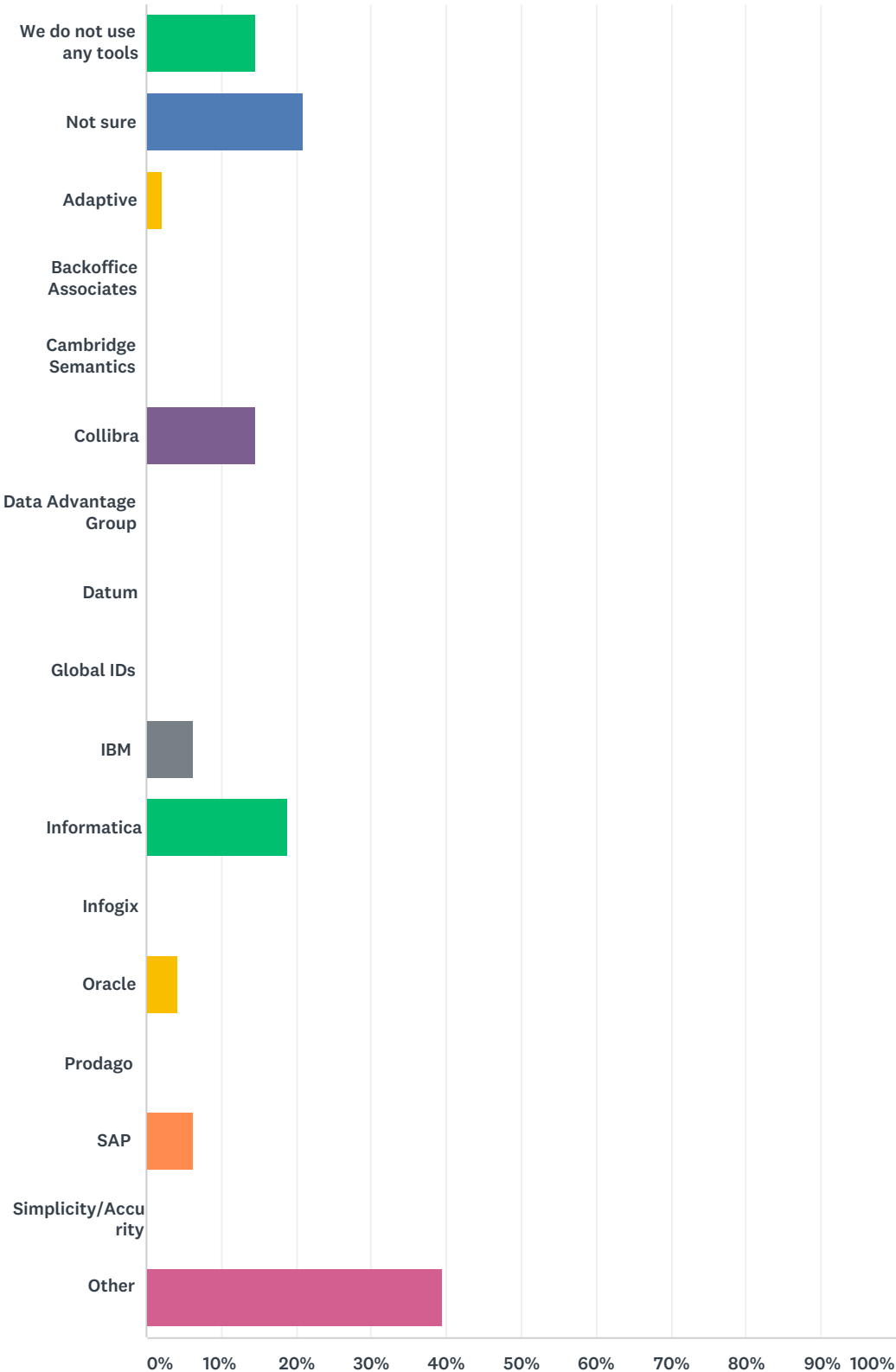
RESPONSES

FSFP State of Data Governance Survey

We do not use any tools	20.83%
Not sure	4.17%
Adaptive	0.00%
Backoffice Associates	0.00%
Cambridge Semantics	0.00%
Collibra	18.75%
Data Advantage Group	0.00%
Datum	0.00%
Global IDs	4.17%
IBM	12.50%
Informatica	29.17%
Infogix	2.08%
Oracle	8.33%
Prodago	0.00%
SAP	8.33%
Simplicity/Accurity	2.08%
Other	37.50%

FSFP State of Data Governance Survey

Q11 Are you currently considering purchasing any software tools, and if so, which vendors are you evaluating?

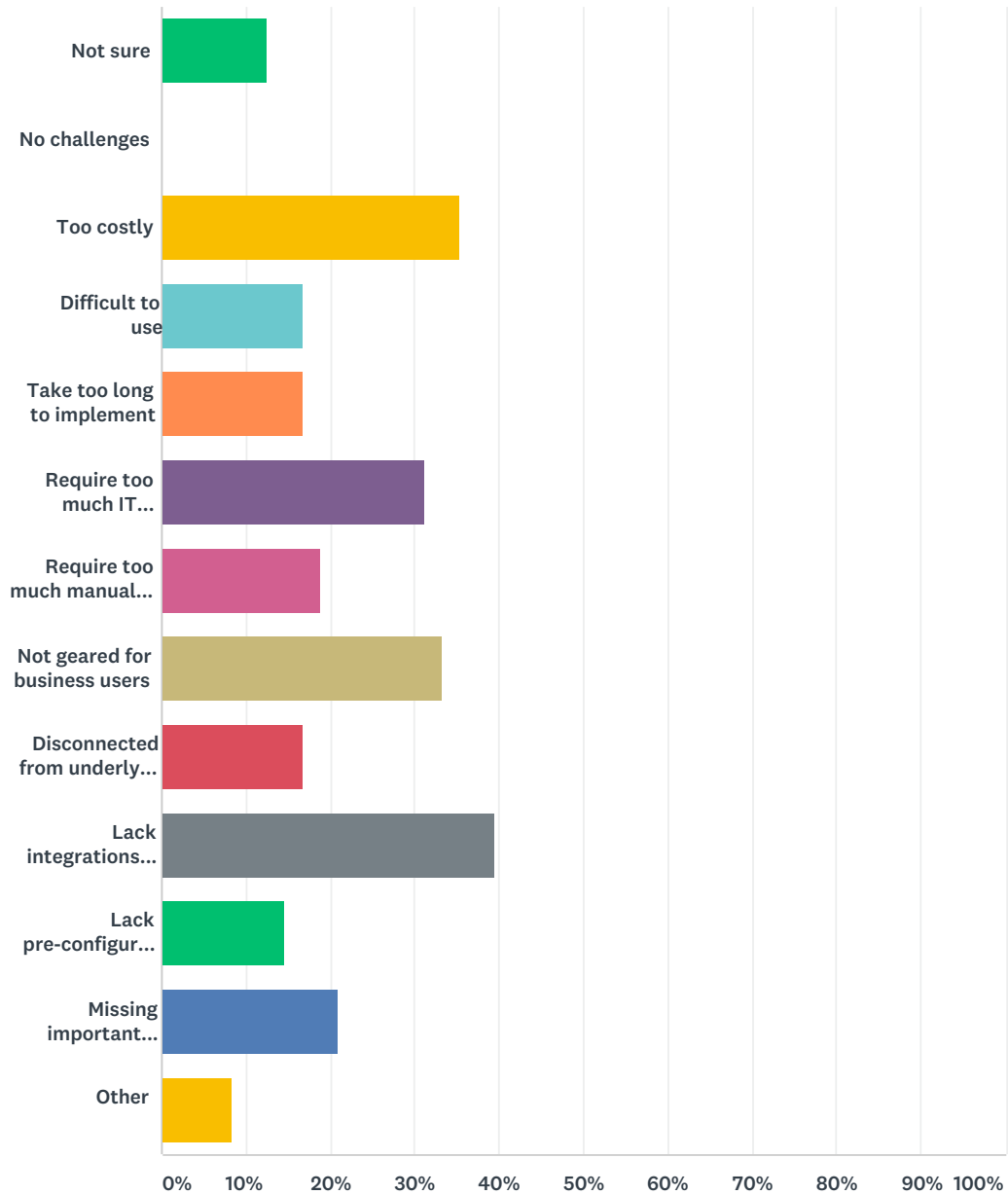


FSFP State of Data Governance Survey

ANSWER CHOICES	RESPONSES
We do not use any tools	14.58%
Not sure	20.83%
Adaptive	2.08%
Backoffice Associates	0.00%
Cambridge Semantics	0.00%
Collibra	14.58%
Data Advantage Group	0.00%
Datum	0.00%
Global IDs	0.00%
IBM	6.25%
Informatica	18.75%
Infogix	0.00%
Oracle	4.17%
Prodago	0.00%
SAP	6.25%
Simplicity/Accurity	0.00%
Other	39.58%

FSFP State of Data Governance Survey

Q12 What are the challenges you see with existing vendor software tools (regardless if you currently use any or not)?



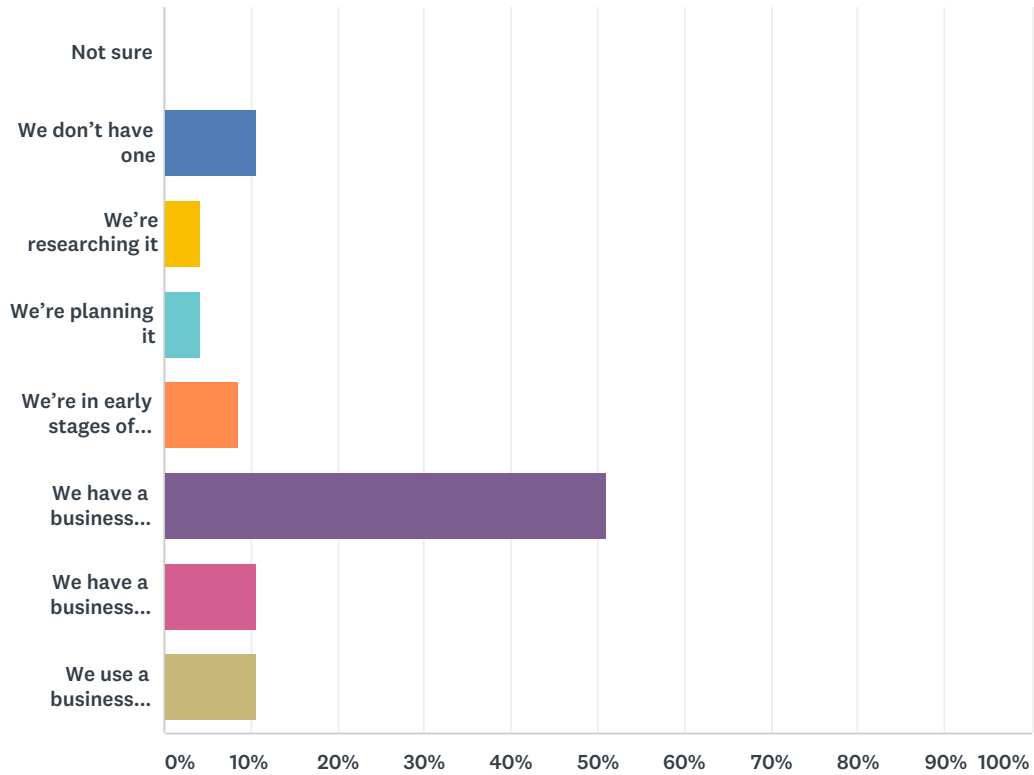
ANSWER CHOICES	RESPONSES
Not sure	12.50%
No challenges	0.00%
Too costly	35.42%
Difficult to use	16.67%
Take too long to implement	16.67%

State of Data Governance Survey

Require too much IT involvement	31.25%
Require too much manual entry	18.75%
Not geared for business users	33.33%
Disconnected from underlying operational data	16.67%
Lack integrations with common sources of metadata	39.58%
Lack pre-configured industry best practices	14.58%
Missing important functionality	20.83%
Other	8.33%

FSFP State of Data Governance Survey

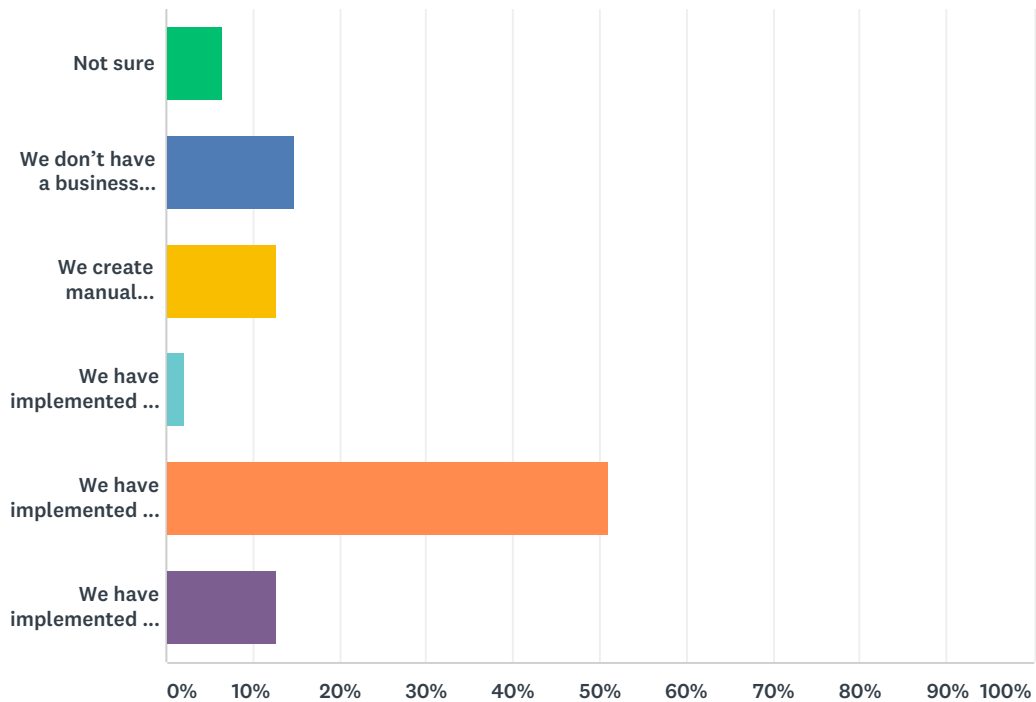
Q13 How would you describe the maturity of a business glossary in your organization?



ANSWER CHOICES	RESPONSES
Not sure	0.00%
We don't have one	10.64%
We're researching it	4.26%
We're planning it	4.26%
We're in early stages of rollout	8.51%
We have a business glossary partially in place	51.06%
We have a business glossary largely in place	10.64%
We use a business glossary regularly in projects and operational processes	10.64%
TOTAL	

FSFP State of Data Governance Survey

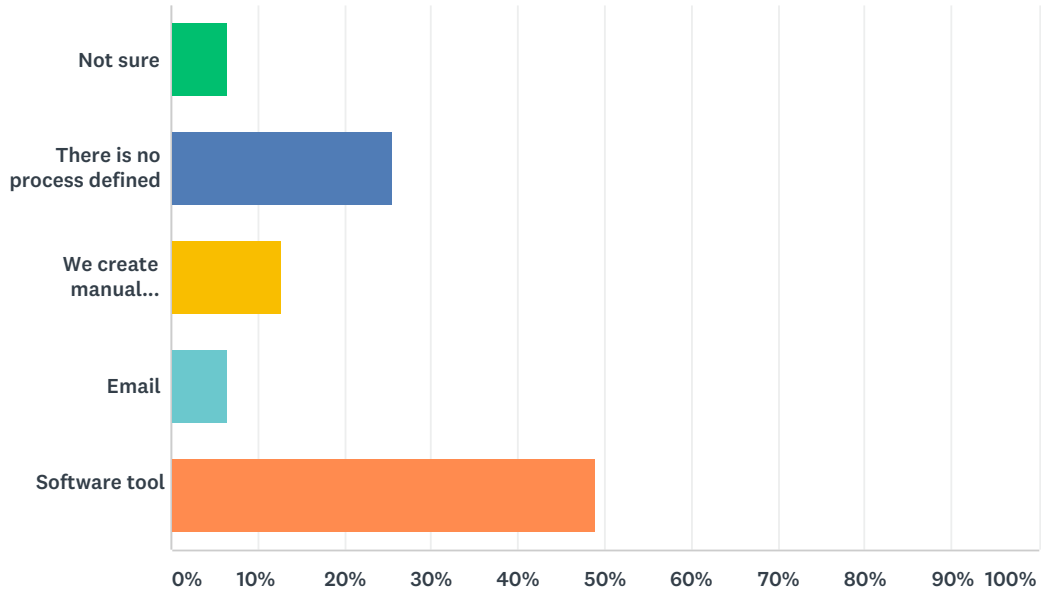
Q14 How would you describe your adoption of business glossary software tools in your organization?



ANSWER CHOICES	RESPONSES
Not sure	6.38%
We don't have a business glossary	14.89%
We create manual documents	12.77%
We have implemented a tool but not begun to populate it	2.13%
We have implemented a tool and initially populated it, but have difficulties sustaining the effort	51.06%
We have implemented a tool and it is fully sustainable	12.77%
TOTAL	

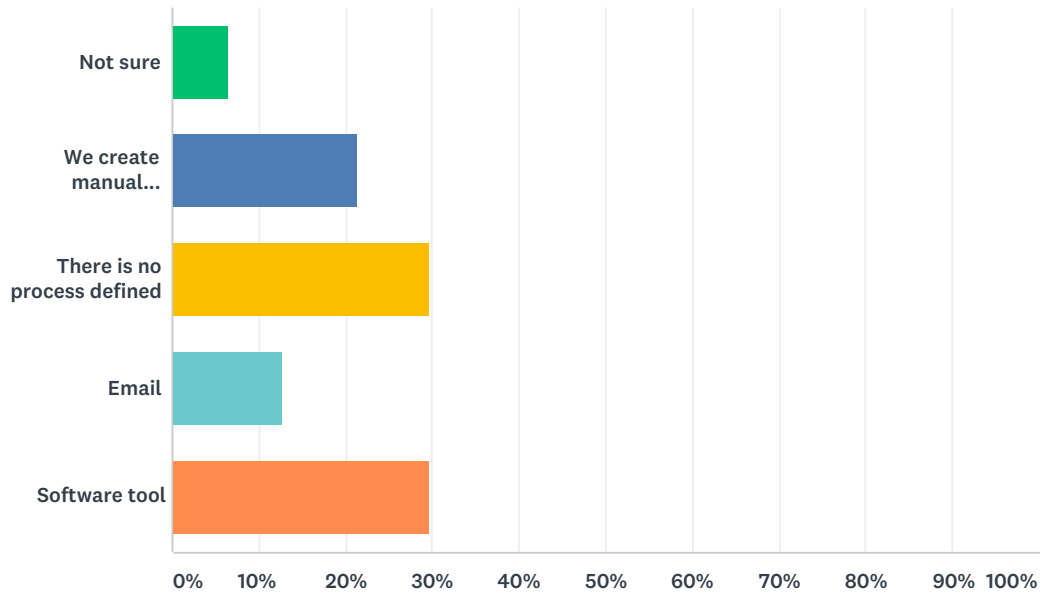
FSFP State of Data Governance Survey

Q15 How do you track data management issues and tasks?



ANSWER CHOICES	RESPONSES
Not sure	6.38%
There is no process defined	25.53%
We create manual documents	12.77%
Email	6.38%
Software tool	48.94%
TOTAL	

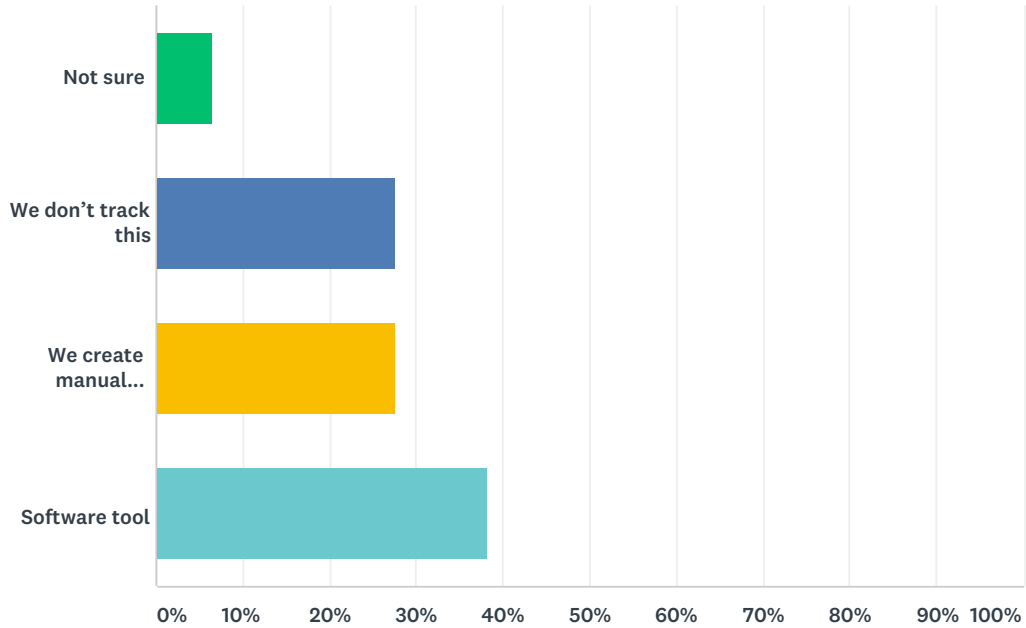
Q16 How do you manage and track data-decisioning activities?(For example, to add a new value in a code table, or to add a new attribute to a master record).



ANSWER CHOICES	RESPONSES
Not sure	6.38%
We create manual documents	21.28%
There is no process defined	29.79%
Email	12.77%
Other software tool	29.79%
TOTAL	

FSFP State of Data Governance Survey

Q17 How do you track and understand data lineage?



ANSWER CHOICES	RESPONSES
Not sure	6.38%
We don't track this	27.66%
We create manual documents	27.66%
Software tool	38.30%
TOTAL	